

## Change Up Patchwork Pattern by Nancy Zieman

Finished size is 36" x 36"

This pattern requires 2 fabrics: Fabric A (dark), 1 yard with 40 useable inches, WOF  
Fabric B (light), 1 yard with 40 useable inches, WOF

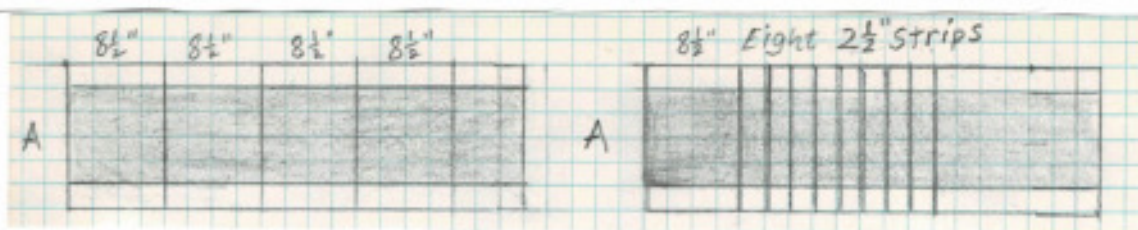
This quilt is a 9-patch so 5 blocks will come from Fabric A (dark) and 4 blocks will come from Fabric B (light). All seams are one-quarter inch.

From each of Fabric A (dark) and Fabric B (light), cut two (2)  $8\frac{1}{2}$ " WOF strips and four (4)  $2\frac{1}{2}$ " WOF strips.

Sew one (1)  $2\frac{1}{2}$ " WOF strip from Fabric A to each long edge of an  $8\frac{1}{2}$ " strip of Fabric B. Do this twice.  
Sew one (1)  $2\frac{1}{2}$ " WOF strip from Fabric B to each long edge of an  $8\frac{1}{2}$ " strip of Fabric A. Do this twice.  
Press the seams to the dark fabric. Trim off selvages.

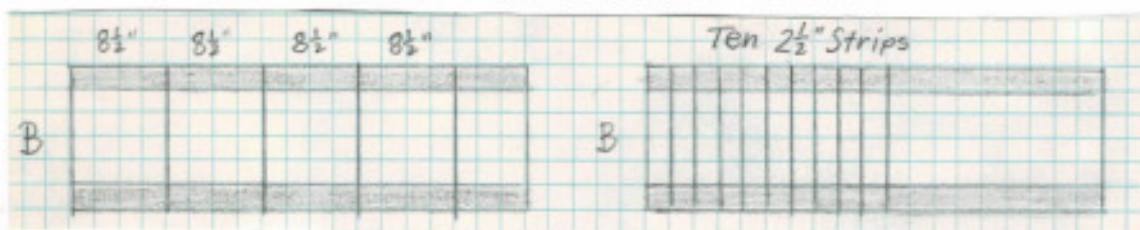
From the first strip set with Fabric A (dark) in the middle, cut **four** (4)  $8\frac{1}{2}$ " sections.

From the second strip set with Fabric A in the middle, cut **one** (1)  $8\frac{1}{2}$ " section and **eight** (8)  $2\frac{1}{2}$ " sections.




From the first strip set with Fabric B (light) centers, cut **four** (4)  $8\frac{1}{2}$ " sections.

From the second strip set with Fabric B centers, cut **ten** (10)  $2\frac{1}{2}$ " sections.



Assemble all blocks by sewing B  $2\frac{1}{2}$ " sections to the sides of A blocks and by sewing A  $2\frac{1}{2}$ " sections to the sides of B blocks.



Arrange blocks into a large 9-patch and sew blocks together.

The quilt top should measure  $36\frac{1}{2}$ " square.  
To complete the quilt you will need  
a 41" square of batting,  
a 41" square of backing fabric,  
and four (4)  $2\frac{1}{2}$ " WOF for binding.

