

# One Block

By Maria Hrabovsky

Maria Hrabovsky's **One Block Kennel Quilt** is designed to fit perfectly into a cat or small dog kennel. This small quilt can be made in no time at all from fabrics in your stash.

Make one for your pet, and then make another to donate to a local animal shelter in your area.

If you are designing your own, be sure to check out the **Guidelines for Small Kennel Quilts** on the next page to create a safe quilt for pets!  
—TQPM

## Materials:

Use pre-washed, 100% cotton fabrics and batting.

**Note:** This pattern uses 1/2" seams.

2 (two) 13" x 19" rectangles of fabric, one for the top and one for the back

1 (one) 13" x 19" piece of batting


Optional: 1/4" wide Steam-A-Seam or Wash Away Wonder Tape

## Directions:

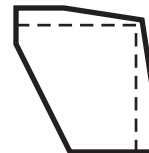
- Place one fabric rectangle right side up on a flat surface. Place the second fabric rectangle on it, right side down. Place the batting on top. Align the raw edges. Pin the layers together.
- Starting 3/4 of the way down one of the long sides with a backstitch, sew around all the raw edges, stopping 7" away from where you started. Backstitch. This leaves an opening for turning the fabrics to the right side.
- Press open the seams by pressing the top one to the inside, as shown above. This will help get a sharper fold when turned right side out.



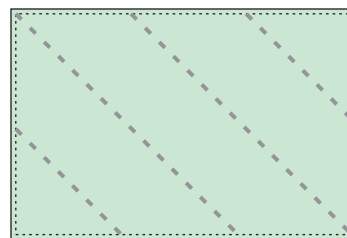
12" x 18"



- Trim corners on an angle, as shown in the diagram to the right. This will give you sharper points.
- Turn right side out. Push out the corners. Press well, turning the edges of the open section 1/2" to the inside.
- If using Wash Away Wonder Tape, apply, to the inside of the seam, then finger press the opening closed. If using Steam-A-Seam, follow package directions to apply, and press the opening closed.
- Topstitch 1/4" away from the outer edges. The topstitching also serves to sew the open section together.
- Quilt in a simple pattern to keep the batting in place. See the quilting diagram below.



## One Block Quilting Diagram



You are done!

### Guidelines for Small Kennel Quilts:

- ▶ Materials used should be 100% cotton (biodegradable).
- ▶ Pre-wash fabrics (pets can have allergies just like humans).
- ▶ Finished size should be 12" x 18". This fits the most commonly used small kennel used at shelters.
- ▶ When piecing, use a small stitch length (e.g. 14 stitches/inch).
- ▶ Do not use binding as it can be hazardous to pets if it becomes loose. Layer, sew around the edge using a small stitch length, and turn quilts pillow-cover style. Whipstitch the opening with small, tight stitches.
- ▶ Use only simple appliqués that are secured with tight stitches along the edges. Avoid using fusibles.
- ▶ Keep the quilting simple and use small tight quilting stitches that won't catch on pet claws. Do not tie quilts as the ends can get caught in claws or chewed off.
- ▶ Do not use any metallic threads or other embellishments (e.g. beads, charms, buttons, ribbons, lace, trims, etc.) of any kind. Do not add handles or loops to the quilt.

## The Quilt Pattern Magazine

**TQPM** and **Petfinder Foundation** have joined together to help the animal victims of disasters. When Hurricane Sandy hit the East Coast (2012), **Petfinder Foundation** was there. Seeing a need for the animals and shelters that were affected by this storm, they contacted **TQPM** and asked for Kennel Quilts for various shelters.

Petfinder  
FOUNDATION  
HELP A HOMELESS  
PET



Pretty Girl is an **HSPPR** adoptee on her Kennel Quilt during the 2012 Colorado fires.

The readers of **TQPM** responded with over 100 quilts sent from the USA, Canada and England. As a result of the overwhelming response, **TQPM** and **Petfinder Foundation** formed the **TQPM Small Kennel Quilt Team**.

**TQPM Small Kennel Quilt Team** is a volunteer organization that is available when disasters strike. It is a way to join a larger effort to help our animal friends in times of need by doing what we love.

Members of the team supply kennel quilts to shelters. Free patterns can be downloaded from the **TQPM** website. Just Click on the **TQPM Small Kennel Quilt Team** box on the side bar of any page at **TQPM's** website.

Be part of the team that helps animals in disasters.

[www.quiltpatternmagazine.com](http://www.quiltpatternmagazine.com)